

Do you enjoy the newsletter? We appreciate when you share it with your friends! Bookmark and Share here:



Arizona Gourds

Updates from the desert southwest...

March-April2016.pdf
Printable PDF File

Email Address Validation

Stop Bouncing - Start Connecting. Email Lists & Online Validation



Welcome to the May/June issue of the Arizona Gourds newsletter!

June marks the anniversary of the Arizona Gourds newsletters. I have been writing these (mostly) monthly newsletters since 2006. **Did you know that you can still access all of the old issues via our [Newsletter Index](#)?** While some of the class and product info may be outdated, the main articles and tips are always great reading. **NOTE: Some of you did not get to see the March/April issue due to a link problem in my last mailing. You can still see this issue via the Newsletter index.**

Did you know: I am always amused when I get phone calls from gourders who are surprised that they actually reach me personally. Some of you may think that I have employees, but Arizona Gourds is just me! As you may imagine, when I travel to teach or take some time off, the volume of emails and business related tasks do not change. If I am slightly delayed in sending out your order or answering your emails, please understand that I am working as hard and as quickly as possible to serve each of you to the best of my abilities. Most of you are so supportive and understanding that it makes helping you a real pleasure as well as a privilege. Thank you - you are appreciated!

With that being said, I am tentatively scheduled to have hip replacement surgery on June 7th that will put me out of commission for a bit. This will be my second hip so I know what to expect, and if all goes as well as the first one I had done 3+ years ago, I should be up and about in no time. If you need items for classes or projects, I strongly suggest you order in May or early June so that there is no delay in shipping your order. Thank you for your understanding.

Class updates


I will be holding classes in both Las Cruces, NM and Albuquerque NM next September. Please contact [Sylvia Hendrickson](#) for info about the Las Cruces classes, (Inlase Inlay and Closed Coiling, Sept 14-15) and the [New Mexico Gourd Society](#) for info on the Albuquerque classes (Sept 17-18, Basic Power Carving and Fancy Filigree).

Tucson fall classes will be posted later this summer. If you are interested in Tucson classes, please drop me a note and let me know if there are any specific classes you would like to see offered.

Enter your email address into the text box, and hit the submit button to join the **class updates notification list**.

***Please consider doing some of your online shopping through our Amazon link. ALL Amazon purchases made through site links and the search box help support Arizona Gourds and the Gourd Art Enthusiasts websites, and it costs you nothing extra!**

Just type what you are looking for into the search box below. *Can't see the search box? Please disable your ad blocker for the Arizona Gourds domain.



What's new on the [Arizona Gourds website](#)?

New item on the website - **Thunder Drum Springs**. These have a bead already installed on the end of the spring, and are \$4.50 each or 5 for \$20. You will find them on the [Musical Supplies webpage](#). *Thanks to Kathe Stark for letting me share this photo of her completed thunder drum.*



In addition to the new silver/turquoise and gold/coral conchos, we have now added silver conchos with black stone centers. These are really of exceptional quality. In addition, we've added solid






metal celtic buttons for inlay. These are a lovely design and a great value. On the



NEW on the [Metals page](#). Scrap copper for inlay.



Flat backed large teardrop picture jasper bead sets are perfect for inlay, but can also be strung with included small round beads. On the [Inlay Supplies page](#).



Small footba to ball/cylinder shape with the advantages of both. Carbide means it stays sharp for a long time, the smaller size lets you get into tight areas. On the [Carving Burs page](#).

New project packet now available - "[Carving Burs - Selection & Uses](#)". People have been asking for something like this for years. This packet will show you the differences between bur materials, sizes, shapes and what they are best used for. Now available on the [Project Packets page](#).



Thank you! Your purchases made from Arizona Gourds and from our Amazon links enable us to keep these free newsletters and the Gourd Art Enthusiasts site available. **We sincerely appreciate your business.**

Highlights from California Classes and Events

On my recent trip to California, I had the honor of giving the keynote address at the Baskets and Gourds Conference in Visalia, and I also had the pleasure of awarding Robert Swendsen the 2015 American Gourd Society Artistry Award. The conference had many different basketry and gourd classes and the teachers at the conference even had the opportunity to show their work in a gallery show. I taught 3 days of classes and I had just as much fun (probably even more) than the students. Thanks to Toni Best and her conference committee for putting on such a well run event. The American Gourd Society also had their national meeting and the much anticipated silent auction which raised funding for the AGS and the winning membership chapter - which turned out to be our brand new Nevada chapter with an over 400% increase in AGS membership! The Baskets and Gourds Conference also had their own silent auction, and the California Gourd patches raffled off gourd wreaths, so there were plenty of opportunities for people to go home with treasures!



You would have to see these fantastic beaded gourds in person to really appreciate the amount of time and effort it takes to create a totally beaded gourd! The work was exquisite. Congratulations to Robert Swendsen, 2015 AGS Artistry Award winner.



A few photos from the gallery show Left: Sam McKinney Middle: Kristy Dial Right: Don Weeke (Top right are a couple of my pieces showing the reception wine bar in the background!)



Above: Turtle habitat area and one of the occupants!

Below: Beautiful poppy garden area and a class picture. I am so grateful to have my husband Everett along to sell supplies so that I can devote myself completely to working with students.



Next, we headed south to Temecula, CA, where our class was held right in the middle of wine country. We were surrounded by vineyards, wineries and beautiful open land. The 3 day workshop was held at VRBO property "Rancho Del Vinedos" which is owned by fellow gourder Rosie Brainerd. Rosie and her family all pitched in to make this a fantastic workshop. With a second rental property next door, almost all of the students stayed on site for the entire workshop. It was a lot of fun! Thanks to Val Kimball for sharing some of her photos.

Below: Completed class



project by Gabriella Cordon. Everyone's gourd was unique!



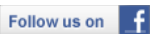
"Like" Arizona Gourds on Facebook to get special offers, up to the minute news about new products and classes, and other gourding updates. (Just a note - I don't add gourd friends on my personal page, I save that for family and non-gourding friends.)

NEW GROUP on Facebook - "Gourding Destash". This is the place to sell your used gourd tools and excess supplies. No fees to sell your surplus supplies and raw gourds.



The [Gourd Art Enthusiasts site](#) has about 4875 members, with gourd enthusiasts from all over the world! Membership is free and easy. The site also has state groups, event listings, a Q&A forum and a chat feature.

[Check out our GAE T-Shirt designs !](#)



Like 8,023 people like this. Sign Up to see what your friends like.

Arizona Gourds Newsletter Index

See all our old newsletters from the past 10 years! Articles and Tips are indexed.

[Newsletter Index](#)

Special Feature: Woodturners Marilyn Endres and Euclid Moore of Kazi Studios

Every now and then, I stumble upon an artist from another medium who is doing really wonderful things, and has ideas that might serve as an inspiration for gourd artists. Marilyn Endres and Euclid Moore do beautiful segmented woodturnings, but then they take them a step

further and inset many of them with intricate patterns made from seed beads. From their website: "The patterns in these vessels are created by gluing thousands of separate segments accurately into position, a layer at a time, then refining the shape on the lathe. We only utilize the natural colors of the woods. Precision is crucial in every aspect of the construction process. Each piece needs to be milled to exacting dimensions."

Here are some examples of their work, but if you want to see more, you can visit their webpage at www.kazistudio.com




Tip of the Month: Painting the inside of a gourd

It is always wisest to paint the inside of the gourd before you decorate so you don't risk messing up your work! I use flat black spray paint which is available at many stores like Lowe's or Walmart for a dollar a can. The best part of using spray paint is that because it is not water based, you don't risk swelling and shrinking of the gourd that is a risk with water based paints or liquid dyes. If you prefer to use water based paint, you might want to use a sealer on the raw gourd first. When using a spray can, hold the nozzle directly inside the gourd opening so you don't get overspray on the outside of the gourd. If you do get a bit of overspray, clean it off with a bit of mineral spirits and a paper towel.

Featured Gourd of the Month:

"Floral Fantasy - Lilies and Monarchs"
Side two - with contemporary leaf cutouts


Featured Books:






Thank you for your interest in our site. To pass the
[http://www.arizonagourds.com/subscribe.html](#)
 Not received? Please check your e-mailing list
 If you are having trouble, please unsubscribe
 from the newsletter by please send me an [e-mail](#).

[Big Book of Beading Patterns](#)



[Beadwork Techniques of the Native Americans](#)

[Creating Wall Pockets](#)



[Authentic American Indian Beadwork and How to Do it.](#)

Creating Wall Pockets is a new release by Sammie Crawford. This book is now available in full release.


The other three books deal with beading techniques and patterns. If the work of Robert Swendsen or Marilyn Endres and Euclid Moore intrigues you, then you might want to check out these popular beading books for more inspirations and patterns.

Note: Not getting the emailed notices about the newsletters? It is probably going to your spam folder! YOU ONLY NEED TO SIGN UP ONCE.

***The current issue is always available from our home page.**

*Want to see my listing of top gourd books? Here is my ["Listmania" listing on Amazon](#)

[Recommend This Site](#)



(Click on book cover for ordering information.)

Gourds with Southwestern Motifs by Bonnie Gibson

Out of Print - some copies still available through Amazon and they are at a reduced price.

[Arizona Gourds HOME](#)



You can use this Amazon search box link to find all kinds of books and other products. Amazon purchases made through the links on this website help to support this site.

**Please visit the book page links shown at right to view collections of related titles. Each topic includes a variety of suggested books about each subject.*

- Gourds - General
- Patterns and Designs
- Gourds - Misc.
- Musical Instruments
- Pyrography Books
- Carving Books
- Weaving
- Decorative Painting

Newsletter Index - article and tip index from all the past newsletters
[Newsletter Index](#)

I often get questions about shipping costs that are added to shopping cart sales. To clarify things, I've added a new page to the website, [Shipping Policies](#).

I am using a no-frills shopping cart program that has limitations and little flexibility. By not paying for expensive software, I can offer you lower prices on the website merchandise. **I'm not looking to make a profit on shipping; if you order lightweight items you will likely get a refund or some freebies to make up for it.** Please take a minute to look at the shipping policies page for clarification and explanation of how things work. If you ever have any questions, please feel free to email me directly. I value your business!

[Home](#) [Amazon Search](#) [Site Map](#) [About the Artist](#) [Classes](#)
[Links](#) [Gourd Art for Sale](#) [Gourd Books](#) [Project Packets](#) [Drum & Musical](#)
[Bone Beads](#) [Special Embellishments](#) [Earrings & More](#) [Glass Supplies](#) [Inlay Supplies](#)
[Metals](#) [Misc Supplies](#) [Patina Paints](#) [Apoxie Sculpt](#) [Glues and Adhesives](#)
[Tools](#) [Woodburners](#) [Mini Saws](#) [Carving Burs](#) [Foredom Tools](#)
[Rotary Tool Accessories](#) [Micro-Pro Carver](#) [High Speed Air Tools](#) [High Speed Dental Burs](#) [Tutorial - Carving/ Inlay](#)
[Tutorial - Drum Making](#) [Tutorial - Lids](#) [Tutorial - E B Ornament](#) [Tutorial - Resin Inlay](#) [Tutorial - Candle Holder](#)
[Tutorial - Gold Leaf](#) [Tutorial - Luffa Gourd Soap](#) [Tutorial - Step by Step](#) [Tutorial - Photography Tips](#) [Tutorial - Workspace](#)
[Tutorial -Yerba Mate](#) [Images - Gallery A](#) [Images - Gallery B](#) [Gourd Puzzles](#) [Images - Before and After](#)
[Images - Gourd Magic](#) [Newsletter Index](#) [Shipping Policies](#)

0005

