


Do you enjoy the newsletter? We appreciate when you share it with your friends! Bookmark and Share here:

0



Arizona Gourds

Updates from the desert southwest...

Printable PDF File

PayPal Here
Card Reader

Easily Accept
Credit &
Debit Cards.
Just 2.7% per
Swipe. Sign
Up Free!

○ ○

Welcome to the March issue of the Arizona Gourds newsletter!

It was a pleasure to see so many gourd friends at the Wuertz festival in February; however I have to admit that the festival was so frantically busy, that most of it is a blur. It's hard to describe to someone who has never attended how difficult it is to focus on anything but the task on hand where there is so much going on all around you. I never even got a chance to check out the raw gourds this year and only spent about 5 minutes in the competition area. I totally missed all of the fabulous musical entertainment (except for the strolling mariachis that came through the vendor building), and I didn't get to see the gourd car races - it was just so busy that I had to stay in my booth area. The Wuertz family reported that the first day of the festival was a record breaker, with 500 more people attending on Friday than any other day in the past. Attendance was around 12,000 people this year! If you have never been, you missed the perfect opportunity as the weather this year was absolutely ideal. Put this even on your bucket list if you've never had a chance to go. Thank you to all who did attend and made the weekend successful. I had some great students in my classes this year, too!

Right: The Wuertz family always has some great displays each year at the fairgrounds. This was the new gourd wall and gourd soldier protecting the festival this year.

*Thanks to Val Kimball for some of the photos used in this month's newsletter!

Arizona Gourds Newsletter Index

See all our old newsletters
from the past 9 years!
Articles and Tips are indexed.

[Newsletter Index](#)



*ALL Amazon purchases made through site links and the search box help support Arizona Gourds and the Gourd Art Enthusiasts websites, and it costs you nothing extra!

Just type what you are looking for into the search box below. *Can't see the search box? Please disable your ad blocker for the Arizona Gourds domain.

Search Now:

Search New and Used
amazon.com.

Update: Gourd Classes

All of my currently scheduled classes in various locations are full at this time. Please sign up for the class updates list if you would like to receive notifications about any future classes.

Enter your email address and hit the submit button to join the class updates notification list.

What's new on the [Arizona Gourds](#) website?

There are several new items on the website since our last newsletter, and a few of them are special purchase items that will only be available while supplies last.

New to the website - I

am really excited about this new metallic hematite heishi. It is real hematite stone that has been electrotreated to add color. Each strand is a lustrous jewel tone. It lets you

Designed especially for us, the new Saburr Tooth Safety Head Dovetail is fantastic for carving ripples and for areas where a



smooth, clean edge cut is important. Because there are no teeth on the end of the bur, you can cut cleanly right along a line. On the [Carving Burs page](#).

Back in Stock!

New light cords for electrifying your gourd mouse houses, lamps and other smaller gourd projects. It has a low watt nightlight bulb and an inline on/off switch right on the cord. You can find them on the [Project Packets page](#) next to the Mouse House tutorial, or on the [Kits and Misc. Supplies page](#).



add a pop of "bling" without being gaudy. Real stone - 16" strands in 5 colors.

On the [Inlay Supplies page](#).



On the [Kits and Displays page](#).

Right: Limited supply of some of our older merchandise - when these are gone, they will not be restocked. First come, first serve until gone.

Beaded pins with a soft backing that can be glued onto gourds - fully beaded and dimensional. Available in butterflies, turtles and hummingbirds. On the [Special Embellishments page](#) while they last.



Left: Malachite stone donuts, large drilled flat magnesite turquoise discs, magnesite coral cabochons, drilled magnesite turquoise beads, and NEW LOWER PRICED ammonites are in stock on the [Inlay Supplies page](#).

New engraved Chinese character bone beads. Many different designs - but I can't tell you what they represent. ("Eat at Joes"?). On the [Bone Beads and Embellishments page](#). Pewter Native Sun charm on the [Metals Page](#).

Below: Bundles of 8" (approx) horse hair are economical and can be used for tassels, mask projects and more. On the [Special Embellishments page](#).



Thank you! Your purchases made from Arizona Gourds and from our Amazon links enable us to keep these free newsletters and the Gourd Art Enthusiasts site available. **We sincerely appreciate your business.**

Announcement - 2015 AGS Special Artistry Award

The American Gourd Society board has voted to take on responsibility for an annual Artistry award. Entries for 2015 will be limited to those who enter an AGS judged show and receive a Best of Show, a People's Choice award, or are entered in a non-judged Grand Masters division which is typically open only to previous winners of those two awards. Because the award will now be sponsored by the AGS, the artists must be a member of the American Gourd Society to qualify for entry. The winning entry will receive a cash award.

With the recent Wuertz Festival, we already have several people eligible to send in their entries. This is not automatic; artists or show chairmen must submit photos of the qualifying entries for consideration. Photos of qualifying entries should be sent to the Artistry award committee chair: bonnie@arizonagourds.com.

Look for more details in the upcoming AGS Gourd Magazine!

Feature - 2015 Wuertz Festival

Another great festival is over, and a lot of people have asked for photos from around the festival, especially of some of the competition entries. I had only a few minutes to dash through the competition building, but thanks to Val Kimball I have some photos to share with you. Everyone who entered the competition is to be congratulated. Not everyone always agrees with the judging results; but just putting your work out there for people to see and enjoy makes you a winner. The photos below are not all ribbon winners, I often take photos of pieces that I enjoy because of their creativity or excellent craftsmanship.



Below People's Choice by Jennifer Hershman












Bonus Feature: Book Reviews

Doodling Borders for Wood Burning, Gourds and Drawing is the most recent gourd title released, becoming available at the beginning of 2015. The author, Bettie Lake, wanted to offer some doodle patterns that would transfer well to woodburning and gourds. The idea was to create patterns that worked well with simple grids using a lot of straight lines instead of complicated curves or circles. These types of patterns are much easier to burn. The book is designed for beginning gourders/doodlers and has information on basic gourd preparation, tools and working with soft woods. There are 25 different doodle patterns with some ideas for modifying them to make them look similar but different.

While there are burning pens out there that burn circles, dots and "C" shaped curves, many people only own basic tools. The patterns in this book should be easy to burn even for those with simple burners and limited tips. Most of the doodling books on the market are written for those that doodle on paper with pens, so it is nice to see someone offer an instruction book geared towards those that work on gourds.

If you are already an accomplished pyrographer, doodler, or gourd artist, this book will not offer a lot of new challenges, but if you are just starting with burning, gourding or doodling, this book is comprehensive enough to meet your needs and give you information to start. Schiffer Publishing - 56 pages - \$12.99 cover price.



[Doodling Borders for Wood Burning, Gourds and Drawing](#)

While *Pigments of Your Imagination* is not a gourd book, this book will be of strong interest to any gourder who works with Alcohol inks. Cathy Taylor is an award winning mixed-media artist

and a popular workshop instructor. The first thing you will notice is that the book is bright and colorful, and is filled with ways to use the medium in creative ways. It may seem like a small point, but the book is made with a spiral lay-flat binding, so you can open the pages and follow directions easily, and it makes the book more practical.

I rarely work with alcohol dyes, but there are things in this book that make me excited to give them a try. The author used several brands of alcohol inks, and provides a lists of inks, adhesives, mediums and tools that might be useful in your experimentation. Some of the techniques may not work as well on gourds as on paper, but there are plenty of ideas to get your creative juices flowing. You'll enjoy the gorgeous art projects, photography and bright colors!

Schiffer Publishing- 136 pages - \$24.99 cover price.



[Pigments of your Imagination: Creating with Alcohol Inks](#)

"Like" Arizona Gourds on Facebook to get special offers, up to the minute news about new products and classes, and other gourding updates. (Just a note - I don't add gourd friends on my personal page, I save that for family and non-gourding friends.)

****NEW GROUP on Facebook - "Gourding Destash". This is the place to sell your used gourd tools and excess supplies.****



Like You, Esther Rogoway and 5,724 others like this.

The [Gourd Art Enthusiasts site](#) continues to grow! We have **over 4350 members**, with gourd enthusiasts from all over the world! Membership is free and easy. The site also has state groups, event listings, a Q&A forum and a chat feature if you need an quick answer to a gourding question!


[Check out our two GAE T-Shirt designs !](#)

Updated Tip of the Month: Abranet Sanding Mesh

In January, I wrote a tip about using Abranet sanding mesh for hand sanding and for use on disc sanders. I had a huge response from this article, and because of that, Abranet sample packs are now available on the Arizona Gourds website. Unlike the sample packs sold through Amazon and other places, these packs are in 9" lengths, which allow you to cut the material for use with small disc sanders without a lot of wastage. You can get at least 3 discs from each sheet, or cut it to size for smaller sanders or hand sanding. Each sample pack has 5 different grits from 120 to 400 grit, and double packs offer even more savings. (The price on these packs works out at a lower

price per square inch than the standard sample packs sold on Amazon.)

"Bonnie, I just wanted to let you know how impressed I am with the Abranet sanding mesh I got from you. Where has this been all this time? Great stuff! Soooo much better than sandpaper. Thank you!" Debbie W



While this sandpaper is a bit pricey, it lasts so long and is so easy to use that I think it is well worth the cost. The Abranet assortment pack shown to the right is available on the [Tools page](#) and is an assortment of grits from 120 - 400. 80 grit sheets are also available.




Featured Gourd of the Month:

Desert Nectar: Coral Bean and Hummer
Created for the [Tohono Chul Gallery Show "Sonoran Desert, Large and Small"](#). On display/sale until April 26, 2015. Cannonball gourd, handcarved basswood hummingbird.



All photos and designs copyright © 2014 by Bonnie Gibson and may not be used without express written permission.

Featured Books:



[New Gourd Art with Ink Dyes](#)



[Alcohol Ink Dreamscaping](#)



[Pinata Alcohol Inks](#)



[Adirondak Inks](#)

Two additional books on dyes - the first book, *Gourd Art with Ink Dyes* by Maria Dellos has instructions for using regular ink dyes, (which are nothing more than stamp pad refills.) The second book, has ideas for alcohol inks, which do not require heat setting and are alcohol soluble.

The inks shown at the bottom are two of the common brands of alcohol inks, and are the type used in the book *Pigments of Your*

Thanks for checking out the latest news! Feel free to pass the newsletter link along to your friends.

<http://www.arizonagourds.com/March2015.html>


Not receiving the newsletter? **Join the newsletter mailing list on the [Arizona Gourds home page](#).**

If you are receiving duplicate mailings, or want to unsubscribe from the newsletter list, please send me an [email](#).

Note: Not getting the emailed notices about the newsletters? Check your spam folder!

***The current issue is always available from our home page.**

[Recommend This Site](#)



Gourds with Southwestern Motifs by Bonnie Gibson

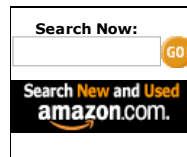
Out of Print - some copies still available through Amazon.

(Click on book cover for ordering information.)

[Arizona Gourds HOME](#)

Imagination.

***Want to see my listing of top gourd books? Here is my ["Listmania" listing on Amazon](#)**



You can use this Amazon search box link to find all kinds of books and other products. Amazon purchases made through the links on this website help to support this site.

****Please visit the book page links shown at right to view collections of related titles. Each topic includes a variety of suggested books about each subject.***

Gourds - General
Patterns and Designs
Gourds - Misc.
Musical Instruments
Pyrography Books
Carving Books
Weaving
Decorative Painting

Newsletter Index - article and tip index from all the past newsletters

[Newsletter Index](#)

I often get questions about shipping costs that are added to shopping cart sales. To clarify things, I've added a new page to the website, [Shipping Policies](#).

I am using a no-frills shopping cart program that has limitations and little flexibility. By not paying for expensive software, I can offer you lower prices on the website merchandise. **I'm not looking to make a profit on shipping; if you order lightweight items you will likely get a refund or some freebies to make up for it.** Please take a minute to look at the shipping policies page for clarification and explanation of how things work. If you ever have any questions, please feel free to email me directly. I value your business!

[Home](#) [Amazon Search](#) [Site Map](#) [About the Artist](#) [Classes](#)

[Links](#) [Gourd Art for Sale](#) [Gourd Books](#) [Project Packets](#) [Drum & Musical](#)

[Bone Beads](#) [Special Embellishments](#) [Earrings & More](#) [Glass Supplies](#) [Inlay Supplies](#)

[Metals](#) [Misc Supplies](#) [Patina Paints](#) [Apoxie Sculpt](#) [Glues and Adhesives](#)

[Tools](#) [Woodburners](#) [Mini Saws](#) [Carving Burs](#) [Foredom Tools](#)

[Rotary Tool Accessories](#) [Micro-Pro Carver](#) [High Speed Air Tools](#) [High Speed Dental Burs](#) [Tutorial - Carving/ Inlay](#)

[Tutorial - Drum Making](#) [Tutorial - Lids](#) [Tutorial - E B Ornament](#) [Tutorial - Resin Inlay](#) [Tutorial - Candle Holder](#)

[Tutorial - Gold Leaf](#) [Tutorial - Luffa Gourd Soap](#) [Tutorial - Step by Step](#) [Tutorial - Photography Tips](#) [Tutorial - Workspace](#)

[Tutorial - Yerba Mate](#) [Images - Gallery A](#) [Images - Gallery B](#) [Gourd Puzzles](#) [Images - Before and After](#)

[Images - Gourd Magic](#) [Newsletter Index](#) [Shipping Policies](#)

0003